




PRODUCT CATALOGUE

CONTENTS

Slimline Art Hanging System


SPECIFICATIONS | PAGE



Slimline System Overview	4
Slimline Track	4
Wall Anchors	4
Slimline Hangers	4
Adjustable Hooks To Suit Slimline Hangers	5
Slimline Accessories	5
The Slimline System Weight Guide	6
Order Codes	6

The Gallery System

SPECIFICATIONS | PAGE



The Gallery System Overview	8
The Gallery System Track	8
The Gallery System Hangers	8
Adjustable Hooks To Suit The Gallery System Hangers	9
The Gallery System Accessories	10
The Gallery System Weight Guide	10
Order Codes	11

The Gallery *lighting* System

SPECIFICATIONS | PAGE



The Gallery Lighting System Overview	14
The Gallery System Track	14
Light Wands	14
Lamps	14
Maxi Lighting Kit	15
Mini Lighting Kit	15
Micro Lighting Kit	15
Steps To Designing A Lighting System	16
The Gallery Lighting System Quick Guide	16
Order Codes	16

Slimline

art hanging system



Slimline Art Hanging System

SPECIFICATIONS



The Slimline System is designed for use in homes, offices, galleries or wherever there is a need to hang lighter artwork (up to 15kg). It is unobtrusive because of its sleek design and can be installed up against the ceiling or cornice where it is less visible.

Wall Anchors are used to fix the Slimline track to the wall leaving a sleek, smooth look with no screws visible. The unobtrusive Slimline hangers fit into the Slimline Track and hang down the wall. The adjustable hooks thread onto the hangers to hold up the picture.

The Slimline System allows you to move your pictures with ease to any position horizontally or vertically along the length of the track.

• Lifetime warranty on Slimline track • 10 year warranty on all other Slimline components

SLIMLINE TRACK*



- Sold in 2 metre lengths.
- Aluminium construction.
- Available colours.
 - Powder coated white.
 - Anodised silver.
 - Mill finish for custom powder coating or painting.
- Maximum weight capacity of 30kg per metre.

WALL ANCHORS*



- Plastic construction.
- A minimum of five (5) wall anchors are required per 2m length of track.
- Sold in packs of 5 or 25.
- For best results use an 8 gauge x 38mm self-tapping pan head screw. (zinc plated or stainless steel).
- Screwing into a stud is preferable.
- See installation instructions for full details at www.thegallerysystem.com/directions.

SLIMLINE HANGERS*

Options available



- **Clear Tape Hangers**
 - Strong, clear, 6mm wide flat plastic tape.
 - Each Slimline Clear Tape hanger comes with a cast metal track slide swaged onto one end to hold the hanger up into the track.
 - Clear Tape can be cut to length with scissors.
 - Standard pack size - 10 x 2m Clear Tape hangers.



- **Clearline Hanger Kit**
 - 1.4mm diameter clear plastic line.
 - Standard pack size - 10 x 2m Lengths of Clearline + 10 x Adjustable hooks.
 - Hook options are the Slimline Mini hooks or the Clearline Push Button hooks.
 - Each length of Clearline comes with an aluminium track slide swaged onto one end to hold the hanger up into the track.
 - Clearline can be cut to length with scissors.



- **Stainless Steel Cable Hangers**
 - 1.2mm diameter, 316 marine grade stainless steel cable (7 x 7 strands).
 - Standard pack size - 10 x 2m lengths with track slides to hold the cable up into the track.
 - Stainless Cable should **NOT** be cut as this will cause fraying.

30kg
per metre

**LIFETIME
WARRANTY**
on Slimline track

5 wall anchors per
2m length of track.

ADJUSTABLE HOOKS TO SUIT SLIMLINE HANGERS*

Options available (standard, packs of 10)



- **Slimline Mini Hook**
 - For use with Slimline Clearline, Slimline ClearTape and Slimline Stainless Steel Cable hangers (see weight guide table for max. weights).
 - Hook constructed from 1.2mm zinc plated steel and hook body is constructed from anodised aluminium.
 - Hook position adjusted on the hanger by utilising the Allen key provided.
 - The hook is designed to minimise marking of the hanger.



- **Slimline Push Button Hook**
 - For use with the Slimline Stainless Steel Cable hangers (see weight guide table for max. weights).
 - Chrome plated.
 - Hook position adjusted on hanger by pressing the button on the top of the hook.
 - No Allen key is required.




- **The Clearline Push Button Hook**
 - For use with the Slimline and The Gallery System Clearline hangers (see weight guide table for max. weights).
 - Modern black finish.
 - Hook position adjusted on hanger by pressing the button on the top of the hook.
 - No Allen key is required.



- **Push Button Security Hook**
 - For use with the Slimline Stainless Steel Cable hangers (see weight guide table for max. weights).
 - Secures the picture onto the hanger to help prevent snatch and run art theft.
 - Chrome plated hook.
 - Hook position adjusted on hanger by pressing the button on the top of the hook.
 - No Allen key is required.

SLIMLINE ACCESSORIES*



- **Slimline End Caps**
 - Used to finish the ends of the track when they are exposed.
 - Plastic construction.
 - Available in white or silver to match the Slimline track.
 - Sold in packs of 2.



- **HangRight Clips**
 - Install at the back of the picture frame to help avoid the picture from leaning too far forward on the hanging system.
 - Suitable for use with all Slimline hangers.
 - Sold in packs of 10.

* Refer to page six to view order codes, pack sizes and maximum weight capacity.

The Slimline System Weight Guide To Hangers & Hooks

	Slimline Mini Hooks	Slimline Push Button Hooks	Clearline Push Button Hooks	The Gallery System Push Button Security Hooks
Slimline Clear Tape Hangers	✓ Max 7kg			
Slimline Clearline Hangers	✓ Max 8kg		✓ Max 6kg	
Slimline Stainless Steel Cable Hangers	✓ Max 15kg	✓ Max 14kg	✓ Max 6kg	✓ Max 15kg

IMPORTANT: Use two hangers and hooks for all pictures weighing over recommended maximum weight. During the hanging process using two hangers and hooks, ensure weight of the picture is evenly distributed on both hooks at ALL times. This will prevent overloading one hook which may result in damage to the hook or hanger.

ORDER CODES

SLIMLINE HANGERS

Packs of 10	Slimline Clear Tape	Slimline Clearline Kit with Mini Hooks	Slimline Clearline Kit with Clearline Push Button Hooks	Slimline Stainless Steel Cable
1.5 metre Lengths	GSL.HANPCT1.5	GSL.HANPCLI.5H	GBLHANPCLI.5PB	GSL.HANPSSCI.5
2 metre Lengths	GSL.HANPCT	GSL.HANPCLH	GBLHANPCLPB	GSL.HANPSSC
3 metre Lengths	GSL.HANPCT3	GSL.HANPCL3H	GBLHANPCL3PB	GSL.HANPSSC3

ADJUSTABLE HOOKS TO SUIT SLIMLINE HANGERS

	Slimline Mini Hook	Slimline Push Button Hook	Clearline Push Button Hooks	Push Button Security Hook
Pack of 10	GSL.HOOP	GSL.PBHOOP	GBLCLPBHOOP	GBLSECPBH
Pack of 50	GSL.HOOP50	GSL.PUSH50	GCLPBH50	GBLSECPBH50

SLIMLINE TRACK & WALL ANCHORS

	Slimline White Track	Slimline Anodised Silver Track	Slimline Mill Finish Track
2 metre Lengths	GSL.TRACK2W	GSL.TRACK2	GSL.TRACK2M
Wall Anchors (5 Pk)	GSL.WALLP		
Wall Anchors (25 Pk)	GSL.WALLP25		

SLIMLINE ACCESSORIES

	Slimline End Caps	HangRight Clips
White (2 Pk)	GSL.ENDCP2W	
Silver (2 Pk)	GSL.ENDCP2	
Pack of 10		GSHANGRIGHT

Manufactured by Gallery Systems • Queensland • AUSTRALIA

picturehangingsystem.com.au



The Gallery System

SPECIFICATIONS



The Gallery System is the original hanging system. It is ideal for art galleries, museums, schools and universities, homes and offices, or wherever there is a need to hang heavier art. It is a strong and flexible display system which lets you change your art quickly, and all without damaging the walls.

The track is also designed to partner with **The Gallery Lighting System**.

The Gallery System hangers fit into The Gallery System track and hang down the wall. The adjustable hooks thread onto the hangers to hold up the picture. The Gallery System allows you to move your pictures to any position horizontally or vertically along the length of the track.

- Lifetime warranty on The Gallery System track
- 10 year warranty on all other components in The Gallery System range.

THE GALLERY SYSTEM TRACK*



- Sold in 2m and 3m lengths.
- Aluminium construction.
- Available colours
 - Powder coated white.
 - Anodised Silver.
 - Mill finish for custom powder coating or painting.
- Maximum weight capacity of 30kg per metre.
- See installation instructions for full details at www.thegallerysystem.com/directions.

THE GALLERY SYSTEM HANGERS*

Options available



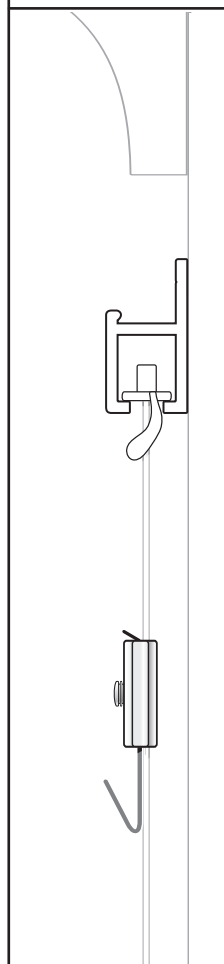
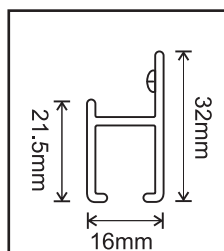
- **Clear Tape Hangers**
 - Strong, clear flat plastic tape.
 - 10mm wide.
 - Standard pack size – 30m x ClearTape and 10 Locking capsules (to hold the tape up into the track).
 - **NOTE:** When using The Gallery System ClearTape hangers, leave at least 40 mm at the end of your track at time of installation. These hangers need to be inserted from the end of the track.
 - ClearTape can be cut to length using scissors.



- **Clearline Hanger Kit**
 - 1.4mm diameter clear plastic line.
 - Standard pack size – 10 x 2m lengths of Clearline, 10 x zinc plated steel track slides (to hold the line up into the track) and 10 x adjustable hooks.
 - Aluminium ferrule fitted to one end to hold the cable into the track slide.
 - Hook options are Slimline Mini hooks or Clearline Push Button hooks.
 - Clearline can be cut to length using scissors.



- **Stainless Steel Cable Hangers**
 - 1.2mm diameter, 316 marine grade stainless steel cable (7 x 7 strands).
 - Brass ferrule fitted to one end to hold the cable into the track slide.
 - Custom lengths available in packs of 10 on request.
 - Standard pack size - 10 x 2m Stainless Steel Cable hangers, 10 x zinc plated steel track slides (to hold the cable up into the track).
 - Do **NOT** cut the Stainless Steel Cable as this will cause fraying at the ends.



30kg
per metre

**LIFETIME
WARRANTY**
on
The Gallery
System track



ADJUSTABLE HOOKS TO SUIT THE GALLERY SYSTEM HANGERS*

Options available (standard, packs of 10)



• The Gallery System Allen Key Hook

- For use with The Gallery System ClearTape or The Gallery System Stainless Steel Cable hangers (see weight guide table for max. weights).
- Hook constructed from zinc plated 1.2mm steel and hook body is constructed from anodised aluminium.
- Hook position is adjusted on the hanger by utilising the Allen key provided.
- Hook is constructed to minimise marking of the hanger.



• The Gallery System Push Button Hook

- For use with The Gallery System Stainless Steel Cable hangers (see weight guide table for max. weights).
- Chrome plated cast metal construction.
- Hook position adjusted on hanger by pressing the button on the top of the hook.
- No Allen key required.



• Push Button Security Hook

- The metal tab at the front of the hook secures the picture to help prevent snatch and run art theft.
- For use with The Gallery System Stainless Steel Cable hangers (see weight guide table for max. weights).
- Chrome plated cast metal construction.
- Hook position adjusted on hanger by pressing the button on the top of the hook.
- No Allen key required.
- Press the tab at the front of the hook to remove the picture.



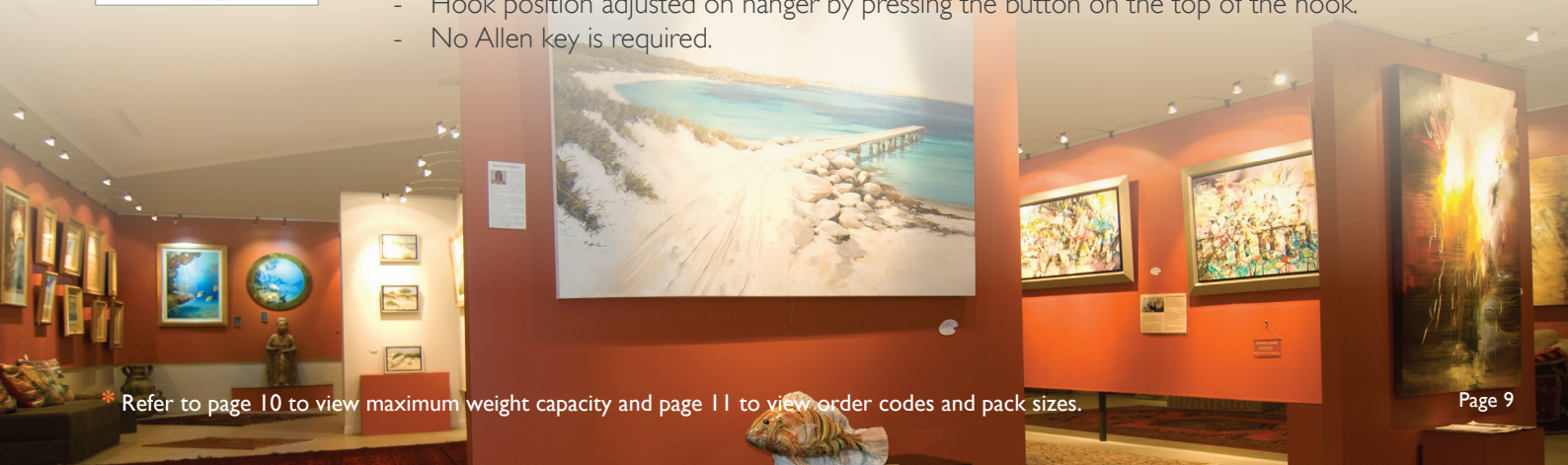
• Slimline Mini Hook

- For use with The Gallery System and The Slimline Clearline, Slimline ClearTape and The Slimline Stainless Steel Cable hangers (see weight guide table for max. weights).
- Hook constructed from zinc plated 1.2mm steel and hook body is constructed from anodised aluminium.
- Hook position adjusted on the hanger by utilising the Allen key provided.
- Hook is constructed to minimise marking of the hanger.



• The Clearline Push Button Hook

- For use with the Slimline and The Gallery System Clearline hangers (see weight guide table for max. weights).
- Modern black finish.
- Hook position adjusted on hanger by pressing the button on the top of the hook.
- No Allen key is required.




THE GALLERY SYSTEM ACCESSORIES



- **The Gallery System End Caps**
 - Used to finish the ends of the track when they are exposed.
 - Plastic construction.
 - Available in white or silver to match the colours of The Gallery System track.
 - Sold singularly.



- **HangRight Clips**
 - Install at the back of the picture frame to help avoid the picture from leaning too far forward on the hanging system.
 - Suitable for use with all The Gallery System and The Slimline System hangers.
 - Sold in packs of 10.



- **Locking Capsules**
 - Used to hold The Gallery System ClearTape up into the track.
 - Each pack of The Gallery System Clear Tape has 10 locking capsules included.
 - Locking capsules are a plastic construction.
 - Sold individually if you have The Gallery System Clear Tape left over.



Before

After

- **The Gallery Lighting System**
 - A simple yet effective 12 volt system which can be retrofitted to your existing Gallery System track.

For more details refer to The Gallery Lighting System specification sheet.

The Gallery System Weight Guide To Hangers & Hooks

	The Gallery System Allen Key Hooks	The Gallery System Push Button Hooks	Clearline Push Button Hooks	Slimline Mini Hooks	The Gallery System Push Button Security Hooks
The Gallery System Clear Tape Hangers	✓ Max 15kg				
The Gallery System Clearline Hangers			✓ Max 6kg	✓ Max 8kg	
The Gallery System Stainless Steel Cable Hangers	✓ Max 20kg	✓ Max 20kg	✓ Max 6kg		✓ Max 20kg

IMPORTANT: Use two hangers and hooks for all pictures weighing over recommended maximum weight. During the hanging process using two hangers and hooks, ensure weight of the picture is evenly distributed on both hooks at ALL times. This will prevent overloading one hook which may result in damage to the hook or hanger.

ORDER CODES

THE GALLERY SYSTEM TRACK

	The Gallery System White	The Gallery System Anodised	The Gallery System Mill Finish
2 metre Lengths	GTRACK2W	GTRACK2	GTRACK2M
3 metre Lengths	GTRACK3W	GTRACK3	GTRACK3M

THE GALLERY SYSTEM HANGERS

Packs of 10	The Gallery System Clear Tape	The Gallery System Clearline Kit with Mini Hooks	The Gallery System Clearline Kit with Push Button Hooks	The Gallery System Stainless Steel Cable
1.5 metre Lengths		GBLHANPCL1.5H	GBLHANPCL1.5PB	GBLHANPSSC1.5
2 metre Lengths		BLHANPCLH	GBLHANPCLPB	GBLHANPSSC
3 metre Lengths		GBLHANPCL3H	GBLHANPCL3PB	GBLHANPSSC3
30 metre roll	GBLHANPCT			

ADJUSTABLE HOOKS TO SUIT THE GALLERY SYSTEM HANGERS

	The Gallery System Hooks	The Gallery System Push Button Hook	The Slimline Mini Hook	The Gallery System Push Button Security Hooks	Clearline Push Button Hooks
Pack of 10	GBLHOOP	GBLPBHOOP	GSL.HOOP	GBLSECPBH	GBLCLPBHOOP
Pack of 50	GBLHOOP50	GPBH50	GSL.HOOP50	GBLSECPBH50	GCLPBH50

THE GALLERY SYSTEM ACCESSORIES

	The Gallery System End Caps	HangRight Clips
White (each)	GENDCW	
Silver (each)	GENDC	
Pack of 10		GHANGRIGHT

The Gallery Lighting System




The Gallery Lighting System

SPECIFICATIONS

Bring your pictures to life with The Gallery Lighting System

Choosing the correct lighting is crucial to any display. By utilising the same track that hangs art, The Gallery Lighting System offers features and benefits not seen with traditional lighting methods. Now anyone can achieve a professional display using The Gallery Lighting System.

- **FLEXIBLE** - Position the lights anywhere along The Gallery System track where the lighting system is installed. When the art is moved, simply move the lights to suit.
 - **ECONOMICAL** – Not only is the system affordable, low wattage LED lamps are used to keep running costs low.
 - **EASY TO INSTALL** – Being a 12-volt system, it is designed for DIY installation. However, if modifications and accessories such as dimmers are to be installed on the 240-volt side of the transformer or the transformer is to be hardwired, it is imperative that this work be carried out by a licensed electrician.
 - **UNOBTRUSIVE** – The Gallery Lighting System is designed so that your art is the centre piece of the display not the light wands. Additionally, the LED lamps recommended for use with The Gallery Lighting System have no light throwback to distract from viewing the art.
 - **SAFE** – The low heat emission from the LED lamps will never damage artwork.
 - **PROFESSIONAL** – The Gallery Lighting System delivers a professional look and feel to any display.
 - **MADE IN AUSTRALIA** – The light wands are manufactured in Gallery Systems' Sunshine Coast factory, in Queensland, Australia.
- Lifetime warranty on The Gallery System track.
- 2 year warranty on light wands and manufacturers warranty on all other lighting components (transformers, lamps etc.). Talk to your local distributor for more details.



The Gallery System Track


2 YEAR WARRANTY
on Light Wands

LIFETIME WARRANTY
on
The Gallery System track



THE GALLERY SYSTEM TRACK*

- Sold in 2m and 3m lengths.
- Aluminium construction.
- Available colours
 - Powder coated white.
 - Anodised silver.
 - Mill finish for custom powder coating or painting.
- Maximum weight capacity of 30kg per metre.
- * See [The Gallery System specifications sheet](#) for more details on suitable hangers and hooks.
- See installation instructions for full details at www.thegallerysystem.com/directions



Side view of light wand on The Gallery System Track.

LIGHT WANDS

- Noncorrosive brushed stainless-steel construction.
- Sturdy injection moulded plastic fittings to hold the lamps and attach the wand to The Gallery System track.
- Plastic fittings come in either white or black.
- Light wands easily clip on and off The Gallery System track when art is moved or removed.
- Light angle can be directed up or down the wall by sliding the lamp along the light wand.
- Side to side angle of the light can be changed by repositioning the light wand on the track.
- For use with 12-volt LED MR16 lamps (lamps and transformer kits sold separately).
- 2-year warranty on light wands.



LAMPS (recommended & tested by Gallery Systems)



- Philips (black)
 - 7-watt LED
 - 12-volt, MR-16, 40,000 hour life
 - 60 degree beam angle
 - 3000k colour temperature
 - 500 lumens
 - Dimmable
 - 3 year manufacturers limited warranty



- GE (silver)
 - 7-watt LED
 - 12-volt, MR-16, 25,000 hour life
 - 60 degree beam angle
 - 3000k colour temperature
 - 550 lumens
 - Dimmable
 - 3 year manufacturers limited warranty



MAXI LIGHTING KIT (runs up to 18 x 7-watt lamps) **Includes**

- 1 x 200va transformer; with 1 x 1.8m, 240-volt plug and lead (power input), and 1 x 3m, black 12-volt cable (power output).
- 1 x 20m roll of grey flat power cable ** (grey flat power cable ** installed across the top of The Gallery System track).
- 1 x white junction box, prewired to grey flat power cable ** (junction box fits on the wall at the end of the track to cover connection between black 12-volt cable from the transformer and the grey flat power cable ** running across the top of The Gallery System track).
- 2 x 10m rolls of doublesided adhesive tape (tape holds the grey flat power cable ** into the top of The Gallery System track).



MINI LIGHTING KIT (runs up to 8 x 7-watt lamps) **Includes**

- 1 x 60-watt transformer; with 1 x 1.8m, 240-volt plug and lead (power input), and 1 x 3m, grey flat power cable ** (power output). **NOTE:** 60-watt transformer has a minimum load of two lights.
- 1 x 9m roll of grey flat power cable ** (grey flat power cable ** installed across the top of The Gallery System track).
- 1 x white junction box, prewired to the grey flat power cable ** (junction box fits on the wall at the end of the track to cover connection between 12-volt cable from the transformer and the grey flat power cable ** running across the top of The Gallery System track).
- 1 x 10m roll of doublesided adhesive tape (tape holds the grey flat power cable ** into the top of The Gallery System track).



MICRO LIGHTING KIT (runs up to 6 x 7-watt lamps) **Includes**

- 1 x 60-watt transformer; with 1 x 1.8m, 240-volt plug and lead (power input), and 1 x 6m roll of grey flat power cable ** (power output). **NOTE:** 60-watt transformer has a minimum load of two lights.
- 1 x 10m roll of doublesided adhesive tape (tape holds the grey flat power cable ** into the top of The Gallery System track).



STEPS TO DESIGNING A LIGHTING SYSTEM

1. Measure wall space.
2. Decide on the number of LED lamps required.
3. Choose a kit by factoring in the answers to 1 & 2
 - The Micro Kit: Runs up to 6 x 7-watt LED lamps (over approx. 6m of track)
 - The Mini Kit: Runs up to 8 x 7-watt LED lamps (over approx. 9m of track)
 - The Maxi Kit: Runs up to 18 x 7-watt LED lamps (over approx. 20m of track)

NOTE: For all systems outside of the standard configuration, please contact your local distributor for a custom quote to meet your own design/specifications.

4. Choose the colour of your light wands and LED lamps.
 - **Light Wands:** The fittings on the stainless-steel wands come in white or black and you can choose LED lamps to match.
 - **Lamps:** Available in low watt LED (up to 40,000 hour life).
NOTE: 20-watt hallogen lamps are availbe (up to 5,000 hour life) though, the number of lamps per system is considerably reduced - ask your distributor if you are interested in this option.

The Gallery Lighting System Quick Guide

PRODUCT	CODE	No.Wands & 7-watt LED Lamps	Max. Length of Track	Junction Box Included
MAXI KIT	GL2.TR200KIT	UPTO 18	20 METRES	✓
MINI KIT	GL2.TRANS60KIT9	MINIMUM 2, MAXIMUM 8	9 METRES	✓
MICRO KIT	GL2.TRANS60/6	MINIMUM 2, MAXIMUM 6	6 METRES	

PRODUCT	CODE	DESCRIPTION
LIGHT WANDS	GL2.WAND	WHITE
LIGHT WANDS	GL2.WANDBLACK	BLACK
PHILIPS LED	GL2.PHILLED7W	BLACK
GE LED	GL2.GELED7W	SILVER
THE GALLERY SYSTEM TRACK 2M	GTRACK2	2m SILVER ANODISED
THE GALLERY SYSTEM TRACK 3M	GTRACK3	3m SILVER ANODISED
THE GALLERY SYSTEM TRACK 2M	GTRACK2W	2m POWDER COATED WHITE
THE GALLERY SYSTEM TRACK 3M	GTRACK3W	3m POWDER COATED WHITE

IMPORTANT: Read all instructions before installation of The Gallery Lighting System.

DO NOT exceed the maximum number of lamps on each system as this may cause damage to your wands and/or transformer as well as reducing the efficiency of your light output.

PRODUCT CATALOGUE



Manufactured by Gallery Systems • Queensland • AUSTRALIA

picturehangingsystem.com.au